


THERMAL-75X75

Product Description

THERMAL-75X75 is a thermal barrier used to mount an AGG02 heat insulation lens onto a QRA4... flame scanner. It can be used on flame scanner tubes with scanner tube temperatures up to 280 °F. THERMAL-75X75 cannot be used with the AGG03 focusing lens.



Installation Procedure

1. Place thermal barrier THERMAL-75X75 so that the end with internal threads is facing up. In order, drop in the O-ring, lens, wave washer, and snap ring as shown in Figure 1. The snap ring should snap into the annular groove of THERMAL-75X75.

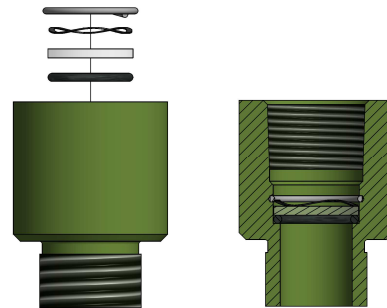


Figure 1: Lens Installation

2. Screw the thermal barrier into the threads of the QRA4... flame scanner until it bottoms out and compresses the gasket inside the flame scanner as shown in Figure 2.




Figure 2: Thermal Barrier Installation

3. The assembly can now be screwed onto the end of a 3/4" NPT flame scanner tube. Sealing tape is recommended for use with 3/4" NPT threads.

Information in this publication is based on current specifications. The company reserves the right to make changes in specifications and models as design improvements are introduced. Product or company names mentioned herein may be the trademarks of their respective owners. © 2009 SCC Inc.